

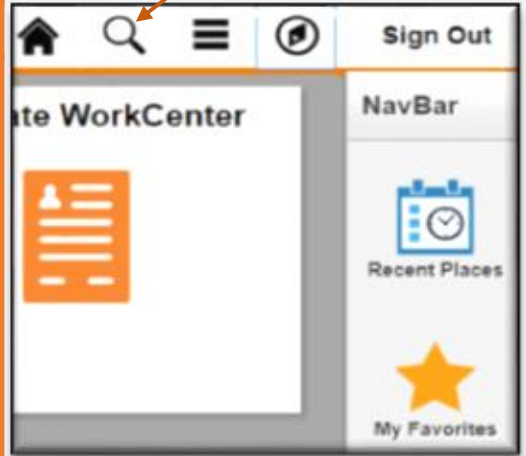
Quick Reference Card (QRC)

Global Search and Favorites in Campus Solutions/HCM 9.2


Global Search

Log in to Campus Solutions/HCM

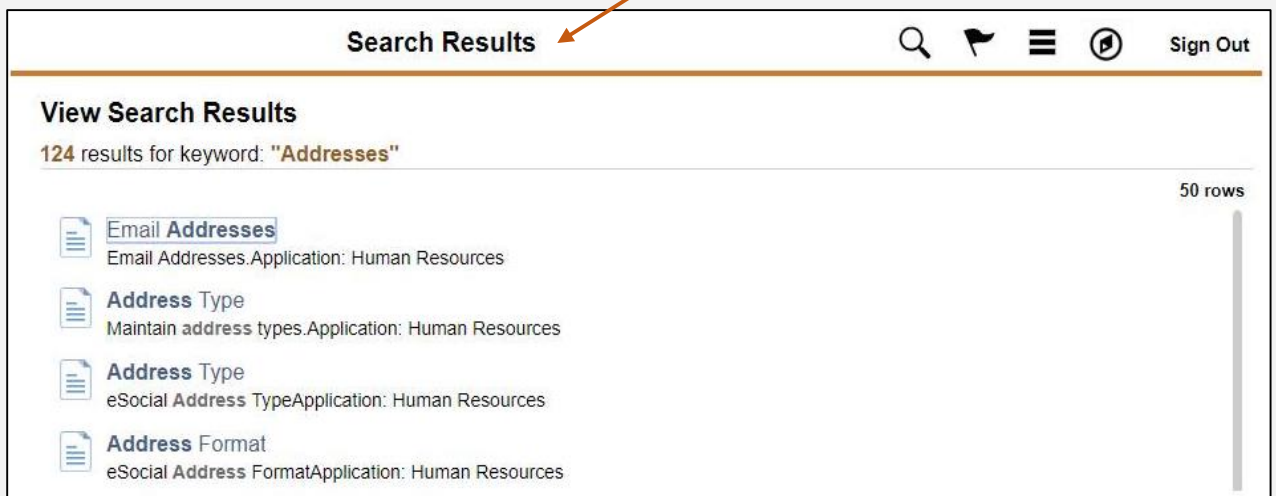
Click on the **Search icon** on upper right corner



The search box opens



Search results after entering "Address" in the Search field



Quick Reference Card (QRC)

Global Search and Favorites in Campus Solutions/HCM 9.2

Adding a Favorite

Log in to Campus Solutions/HCM

Navigate to the page you wish to add to your Favorites

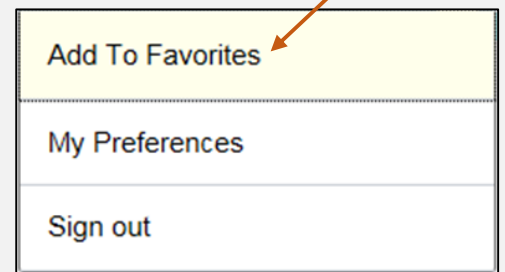
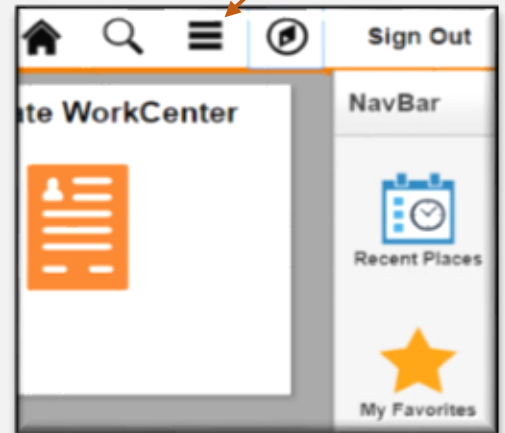


Click on the **Actions icon** on upper right corner

Click on **Add to Favorites**

The Add to Favorites box (see below) will display with a default description. If you click okay it will add the page to your favorites list.

The new Favorite page will now appear under "My Favorites" in the NavBar



- Bulleted item 3

The **default description** for the page displays and can be changed if you prefer



Quick Reference Card (QRC)

Global Search and Favorites in Campus Solutions/HCM 9.2

Using your favorites

Log in to Campus Solutions/HCM

Click on the **NavBar** icon in the upper right corner of your Landing Page



The NavBar includes the My Favorites icon

Clicking on the **My Favorites** icon will take you to a list of your favorites. You can also edit your favorites here by clicking 'Edit Favorites'



Explanatory Text

Edit Favorites

Click the Save button after editing or deleting favorites.

Favorites			Personalize	Find		First	1-2 of 2	Last
*Favorite	Sequence number							
Addresses		0						
Query Manager		0						

Change description here

Change the sequence of your favorites by renumbering

Clicking the minus will delete your favorite